

GEORGETOWN Behavioral Health Institute

Instructions for Virtual Visitation through Zoom

Step 1: First you need a device with a camera and microphone (Ex. phone, computer or tablet)

Step 2: You can access GBHI's Virtual Visitation through Zoom in one of two ways:

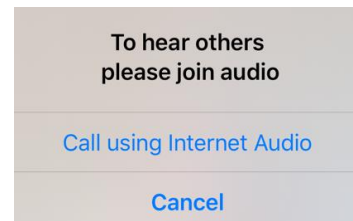
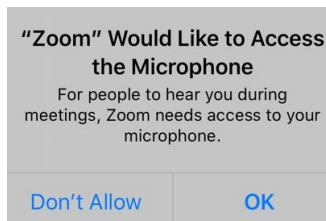
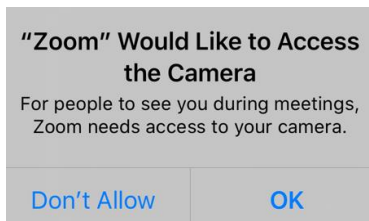


Step 3: Entering the Virtual Visitation Meeting Room

1. Select "Join a Meeting" (On computer) or "Join" (On phone app) and then enter the Meeting ID and Password provided to you
2. Go to your email and click the link sent to you by the Zoom Coordinator

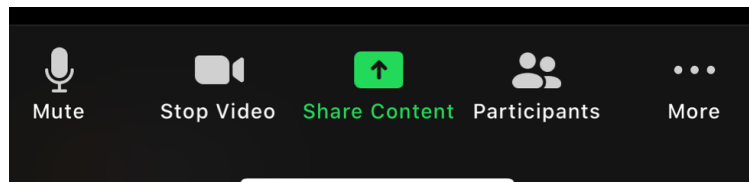
Step 4: Zoom Prompts

1. Please Select "OK" to allow Zoom to access camera
2. Please Select "OK" to allow Zoom to access microphone
3. If prompted by device select "Call using internet audio"



Step 5: After Joining the Meeting, you may need to click "Start Video" and/or "Unmute" so the patient may see and hear you.

The device should look like this to see and hear each other:



If the device looks like this, click "Start Video" and/or "Unmute"

